

AMLAK FINANCE PJSC

Investor Relations Quarterly Information Pack
31 March 2016

Contact Us:

Investor Relations Unit, Amlak Finance PJSC, P O Box 2441, Dubai

Web: <http://www.amlakfinance.com/en/investor-relations.html>

Email: InvestorRelations@amlakfinance.com

The information set out in this presentation is being made available to recipients for information purposes only. It does not constitute, nor is it intended to be an offer to sell, or an invitation to subscribe for, or purchase, any securities in the Company. Neither this presentation nor anything in it shall form the basis of any contract or commitment.

This presentation may contain forward looking statements including statements regarding our intent, belief or current expectations with respect to Company's businesses and operations, market conditions, results of operation and financial condition, capital adequacy, specific provisions and risk management practices. Readers are cautioned not to place undue reliance on these forward looking statements.

The information contained herein has been prepared to assist the Recipients in making their own evaluation on the Company and does not purport to contain all information that they may desire. In all cases, the Recipients should conduct their own investigation and analysis of the Company, its business, prospects, results of operations and financial condition as well as any other information the Recipients may deem relevant to their decision making.

The Presentation is at the date hereof. Neither the delivery of this Presentation nor any further discussions in relation to the Company or the contemplated issue of shares with any of the Recipients shall, under any circumstances, create any implication that there has been no change in the affairs of the Company since the date of this Presentation.

Without the express prior written consent of the Company, the Presentation and any information contained within it may not be (i) reproduced (in whole or in part), (ii) copied at any time, (iii) used for any purpose other than your evaluation of the Company.



Sections

- FINANCIAL HIGHLIGHTS
- STRATEGY
- AMLAK AT A GLANCE
- STOCK INFORMATION

FINANCIAL HIGHLIGHTS

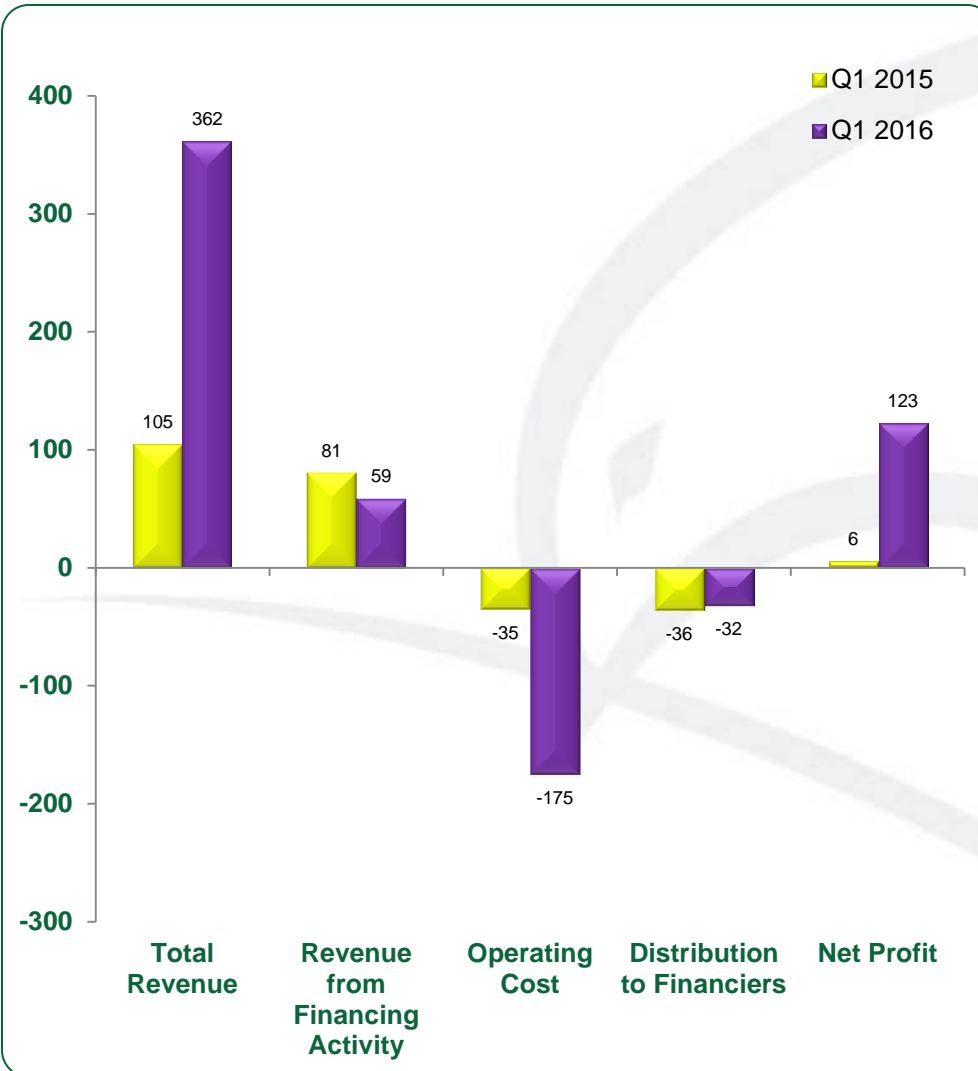
Group Performance Highlights – 1st Quarter

Description	Q1 2016	Q1 2015	Q4 2015 Q3 2015 Q2 2015 Q1 2015			
	AED (M)		AED (M)			
Income from financing and Investing assets	59	81	75	74	67	81
Rental Income	13	11	13	12	10	11
Fair value loss on investment properties	-	-	67	-	-	-
Share of results of associate	6	6	7	7	5	6
Sale of real estate	280	-	30	23	21	-
Other Income	4	7	6	7	13	7
Total Income	362	105	131	123	116	105
Impairment (reversals)	(32)	(28)	(27)	17	(24)	(28)
Operating Expenses*	(175)	(35)	(70)	(49)	(46)	(35)
Profit / (loss) before distribution to financiers / investors	155	42	101	91	46	42
Distribution to financiers / investors	(32)	(36)	(34)	(34)	(37)	(36)
Profit / (loss) for the period	123	6	67	57	9	6

- ❑ Revenue and Group profit improved further in Q1-2016.
- ❑ Rental Income improved given higher number of foreclosed units available for rental with a fall on other income from investment deposits.
- ❑ Share of Results from Associates held steady in Q1-2016.
- ❑ Operating expenses includes cost of sales (AED 130M) and operating costs (AED15M) related to the Nad Al Hamar Land Project.

Group Income Statement YTD Comparative Analysis

AED in Million

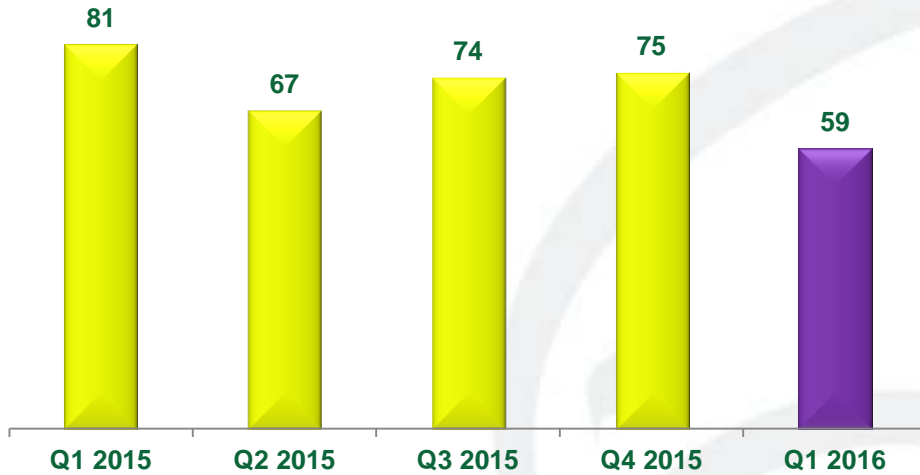


- ❑ Total revenue rose by 245% to AED 362M as compared to last year. This is due to income recognized in Q1 2016 from sale of real estate assets (Nad Al Hamar).
- ❑ Revenue from Financing Activity is AED 59M in Q1 2016, representing a 27% fall from the same period last year in view of lower financing (mortgage) book following customer repayments.
- ❑ Steady rise in rental income with slight increase in rental prices and further foreclosed units becoming available for rent.
- ❑ Operating expenses net of operating costs relating to Nad Al Hamar have reduced amounting to AED30M given robust cost management and savings in the quarter.
- ❑ Profit distributable to financiers improved by 11%, falling to AED 32M due to repayments of the Financiers Facilities.
- ❑ Net profit rose to AED123M in Q1 2016. This was due to income generated from the partial sale of land projects.

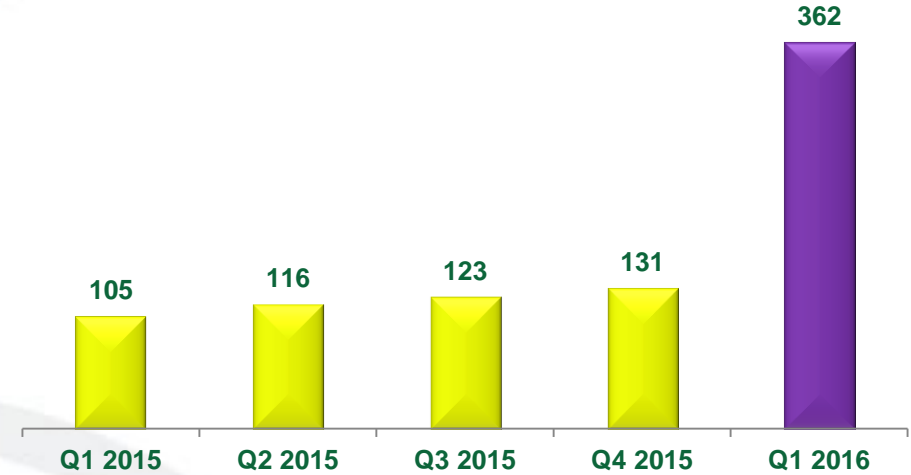
Group Performance – Quarterly Trends

AED in Million

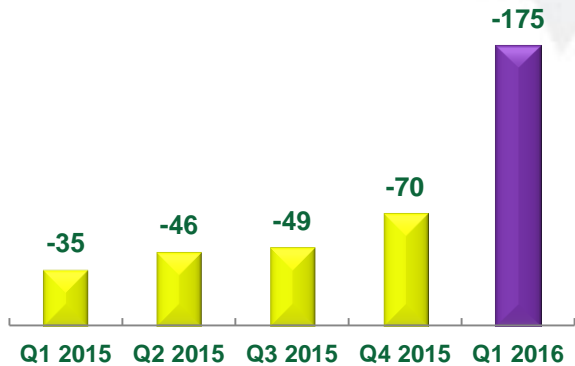
Income from financing and Investing assets



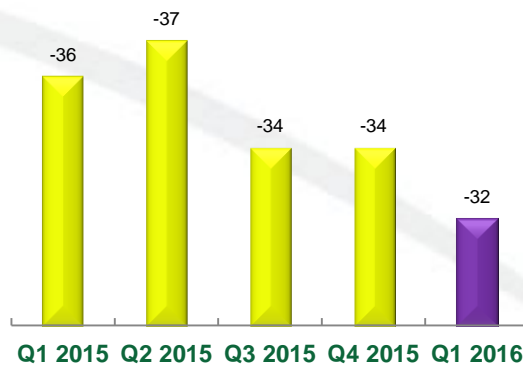
Total Income



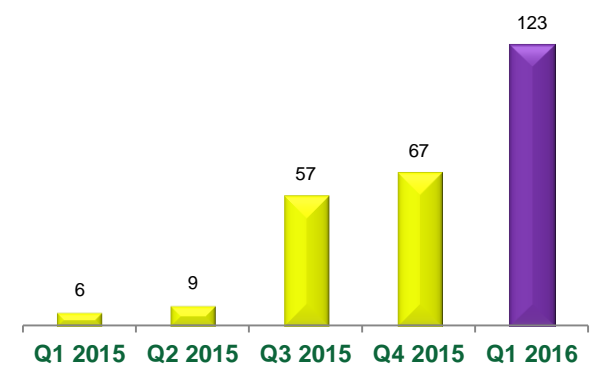
Operating Expenses



Distribution to financiers / investors



Profit / (loss) for the period



Consolidated Statement of Financial Position

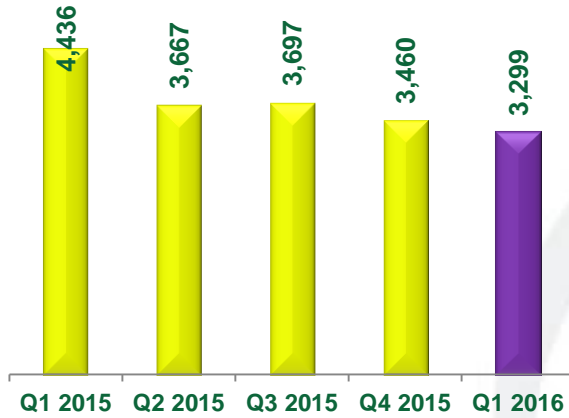
Description	31-Mar-16	31-Dec-15	Year 2015			
			31-Dec-15	30-Sep-15	30-Jun-15	31-Mar-15
	AED (M)		AED (M)			
Cash and balances with banks	667	606	606	405	1,184	685
Islamic financing and investing assets	3,299	3,460	3,460	3,697	3,667	4,096
Available-for-sale investments	9	26	26	24	24	24
Real Estate Assets	2,282	2,411	2,411	2,243	2,228	2,155
Investment in Associate	288	282	282	274	268	274
Other Assets	212	103	103	78	314	84
Total Assets	6,757	6,888	6,888	6,721	7,685	7,318
Investment deposits	4,735	4,845	4,845	4,813	5,350	5,299
Other liabilities (incl non-controlling interest)	354	456	456	388	654	339
Equity	1,668	1,587	1,587	1,520	1,681	1,680
Total Equity & Liabilities	6,757	6,888	6,888	6,721	7,685	7,318

- ❑ Total balance sheet remains steady with Total Assets dropping by 2% in Q1 2016.
- ❑ Real Estate Assets declined by 5% due to sale of Nad Al Hamar land plots.
- ❑ Investment Deposits decreased 2.2% due to payments to financiers.
- ❑ Total Equity & Liabilities decreased by 2% in Q1 2016.

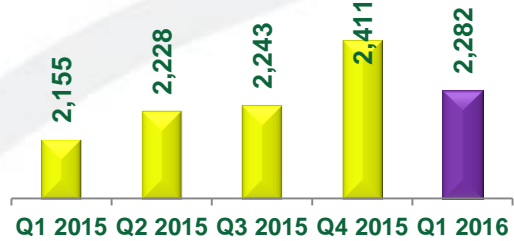
Financial Position – Quarterly Trends

AED in Million

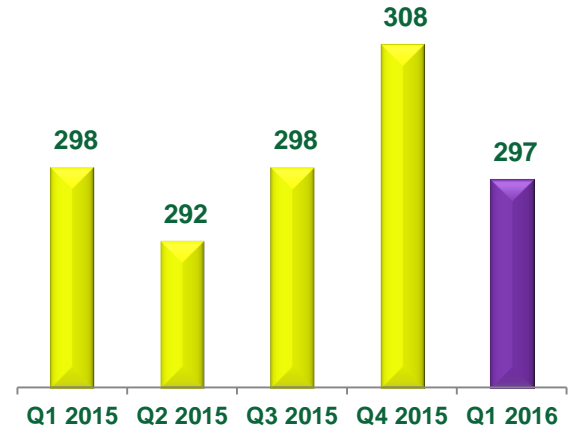
Islamic financing and investing assets



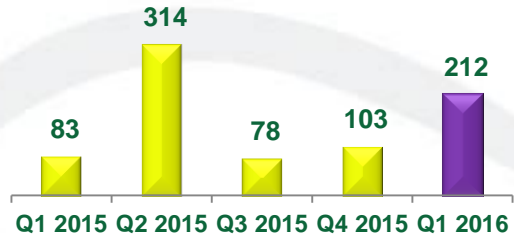
Real Estate Assets



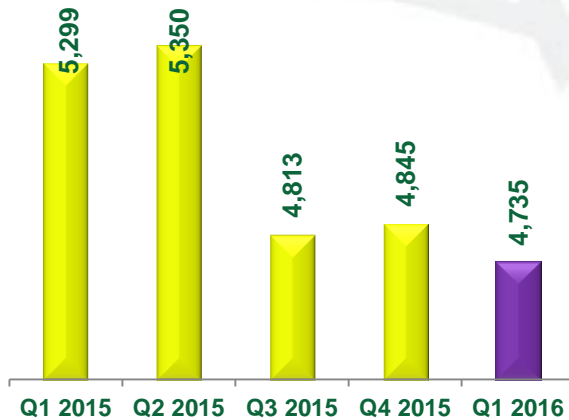
Corporate Investments



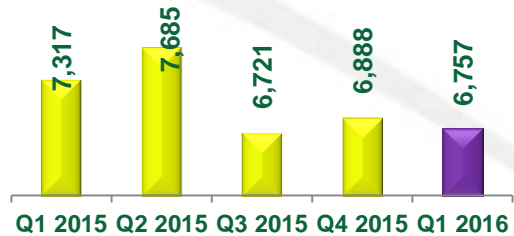
Other Assets



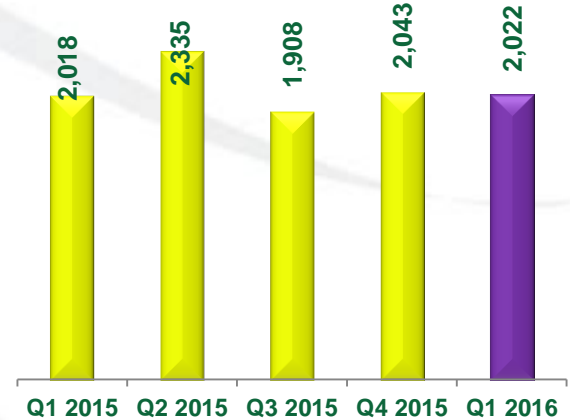
Investment deposits



Total Assets



Liabilities and Share Capital



A large, light gray, stylized graphic of a bird or wing shape, composed of several curved lines, positioned behind the word "STRATEGY".

STRATEGY

2016 +

Amlak pursues a strategy of sustainable growth, customer centricity and operational excellence, underpinned by prudence and corporate governance and responsibility:

Growth

- ❑ As a specialized real estate finance provider in the region, sustainable growth has been placed at the root of the corporate strategy. Key focus will be on developer finance and retail mortgage sectors for growth in core revenue streams. Amlak also pursues creating long term value from its real estate portfolio by considering development of land parcels in conjunction with suitable partners in an effort to better and faster fulfill its restructuring commitment to its financiers.

Funding

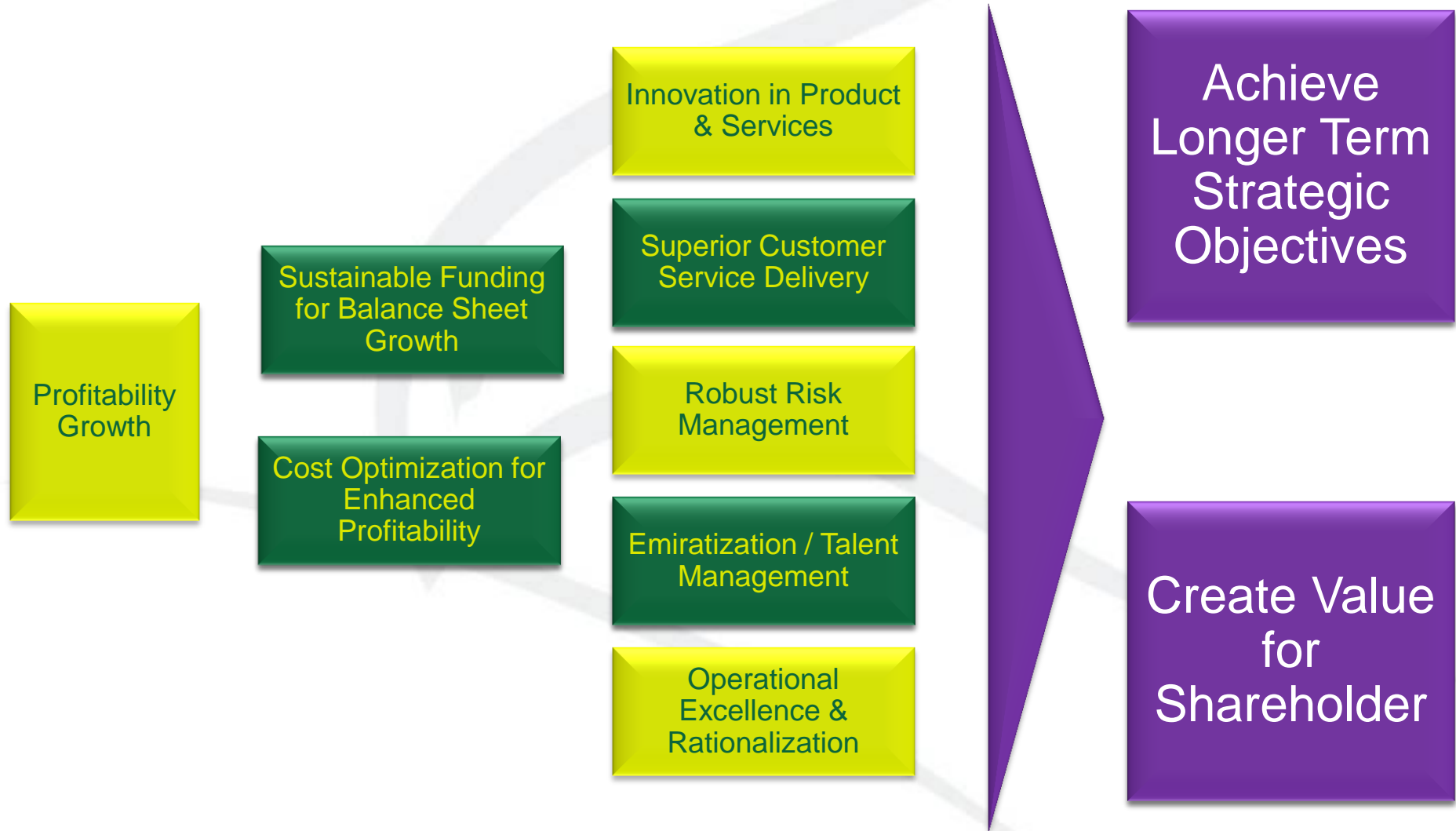
- ❑ Optimum and sustainable long-term funding will remain as a critical focus for the organization which will underpin its balance sheet and profitability growth strategy. A number of innovative funding options are being explored which allows Amlak to free capital and place itself as one of the leading real estate finance originators in the UAE.

Value Propositions

- ❑ Differentiated, innovative products in the retail mortgage landscape based on customer needs are the focus of the organization in 2016 and beyond. Key target segments will be resident and non-resident in addition to commercial financing.

Organizational Capabilities

- ❑ Improving customer service delivery through technology, targeted product development, robust risk management, progressive staff development and talent management as well as boosting corporate brand will be the other main strategic priorities.



AMLAK AT A GLANCE

Amlak Finance was established in 2000 as a leading specialized real estate financier under the regulation of UAE Central Bank.

Amlak became a listed company in 2004 on the Dubai Financial Market (DFM) under the regulation of Securities and Commodities Authority (SCA) and UAE Central Bank.

Amlak became a Sharia Compliant Finance Company in 2004.

Amlak operates in UAE and Egypt with affiliation in Saudi Arabia.

In the UAE, Amlak's focus is on Dubai property market, in both freehold and leasehold areas.

Amlak provides innovative, Shari'a-compliant property financing products and solutions for end-users and investors for both ready and off-plan/under-construction properties.

To learn more about Amlak Finance, please visit our website: <http://www.amlakfinance.com>

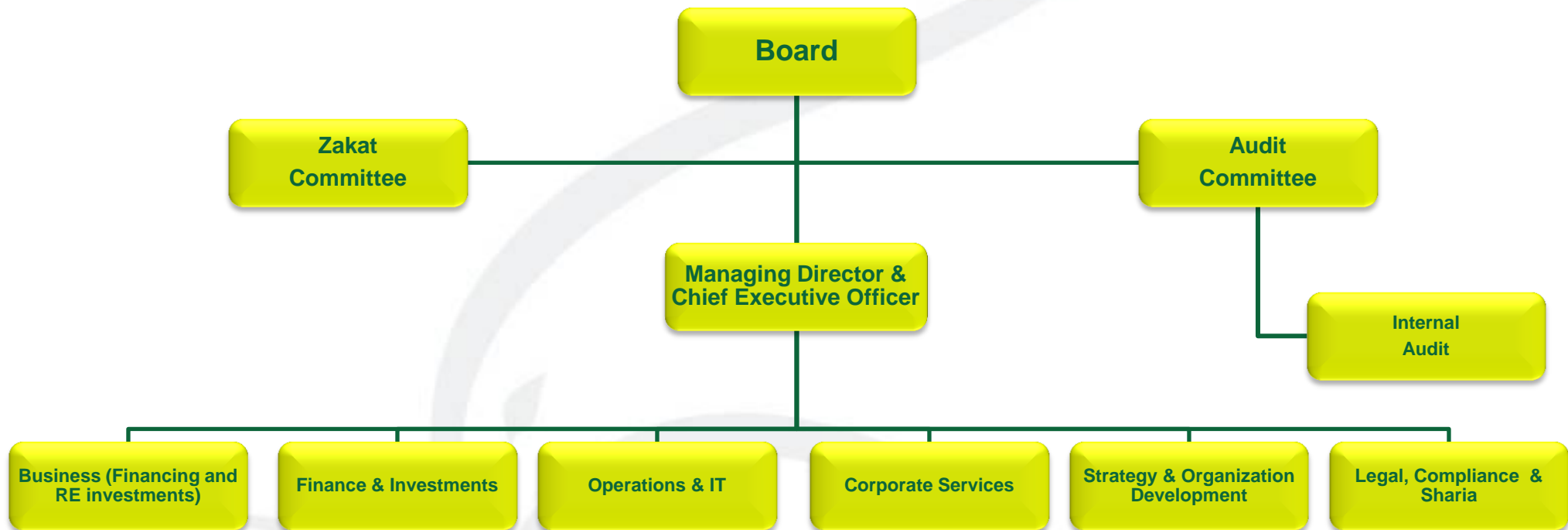
Our Vision

“To be the specialized and customer centric real estate financing institution in the UAE”

Our Mission

“To provide niche financial solutions, customized to fit our customers’ needs while maximizing shareholders’ value and nurturing our employees”





Corporate Governance

<p>Board Committees:</p> <ul style="list-style-type: none"> <input type="checkbox"/> Zakat Committee <input type="checkbox"/> Audit Committee 	<p>Executive Committees:</p> <ul style="list-style-type: none"> <input type="checkbox"/> MANCO (Management Committee) <input type="checkbox"/> ALCO (Asset & Liability Committee) <input type="checkbox"/> Risk Committee
--	---

Key Products and Services

Istithmari

- ❑ Amlak's 'Istithmari' is the first-of-its-kind Buy-To-Let property finance (Ijarah) product in the region, designed for investors looking to invest in completed residential and commercial properties. Customers are also provided with a complimentary full suite of Property Management Services.

End User Ijarah

- ❑ Our basic home finance product aimed towards end users for residential as well as commercial property in both ready and under-construction projects. Under Ijarah, Amlak buys the property from the developer/seller and leases it out to the customer with a promise to sell at the end of the lease term. The customer pays monthly rentals that comprise of fixed, variable and supplementary rentals.

Tatweer

- ❑ Amlak 'Tatweer' is an off plan financing product for a Buy To Let property as well as for end users. Finance is supplemented by a complimentary full suite of property management services that comes into effect post completion of the property.

Developer Finance

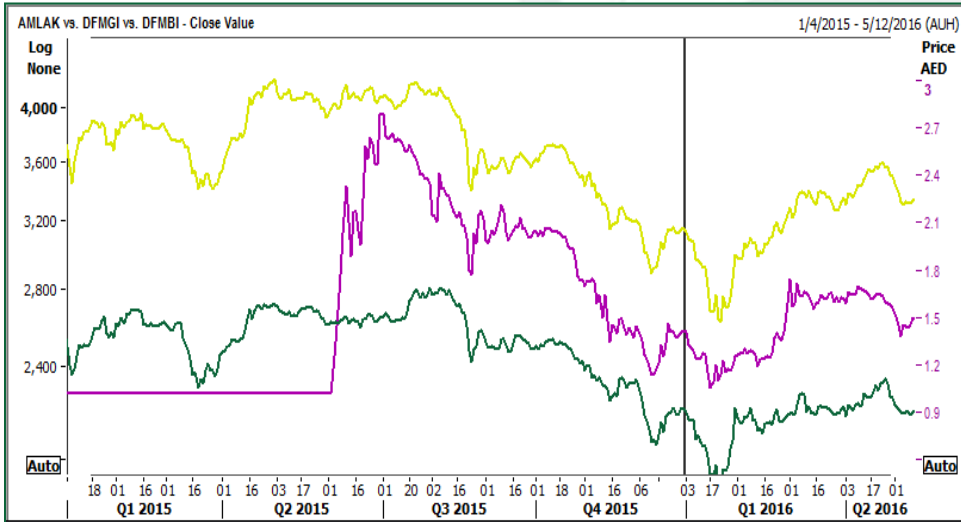
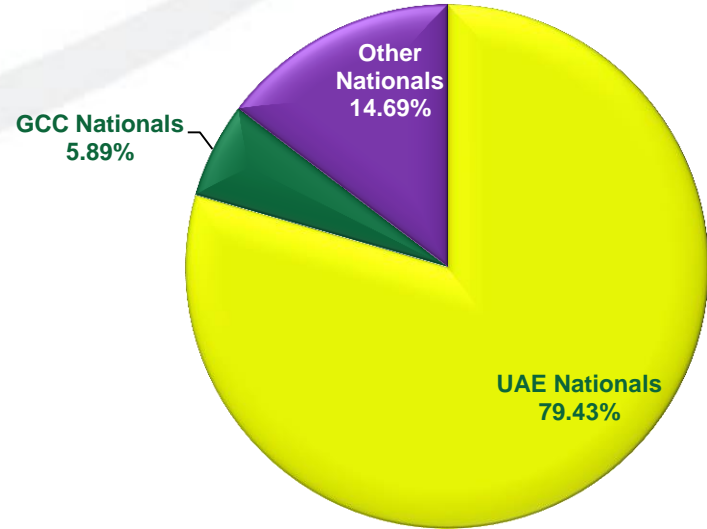
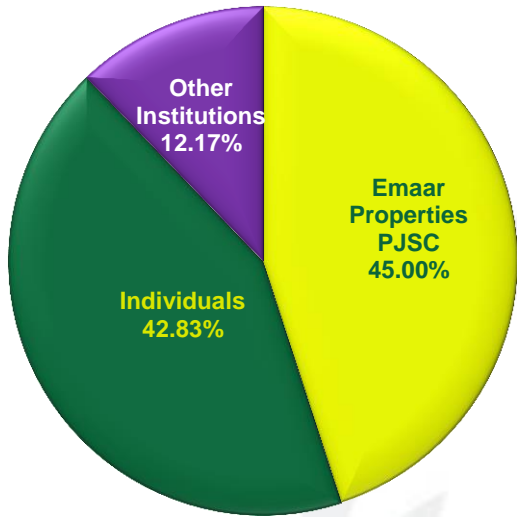
- ❑ 'Developer Finance' is given for Amlak approved unfinished projects as an advance payment against future receivables or as an independent finance facility to complete the project.

Platinum Lifestyle Takaful

- ❑ 'Platinum Lifestyle Takaful' is a comprehensive Takaful plans package exclusively designed for all customers. The plans give protection against most property finance related perils and other value added lifestyle benefits.

STOCK INFORMATION

Company Stock Information



DFM-General Index | AMLAK | DFM-Banks

Amlak's shares were re-admitted to Dubai Financial markets in June 2015 after more than 6 years of financial restructuring. The share price movements has closely followed the DFM general Index and the banking sector.

As per latest Article of Association, foreign shareholding in the company cannot exceed 40% of the authorized share capital.